

TM 9-4940-427-14&P

**DEPARTMENT
OF THE ARMY TECHNICAL MANUAL**

OPERATOR'S , ORGANIZATIONAL, DIRECT SUPPORT
AND GENERAL SUPPORT MAINTENANCE
MANUAL INCLUDING REPAIR PARTS LIST

FOR

SEPARATOR, OIL AND WATER

MODEL 303C

(SHARPE MFG. CO.) (4940-00-242-4101)

**HEADQUARTERS,
DEPARTMENT OF THE ARMY**

31 OCTOBER 1980

Technical Manual }
 No. 9-4940-427-14&P }

HEADQUARTERS
 DEPARTMENT OF THE ARMY
 Washington, DC, 31 October 1980

**OPERATOR'S, ORGANIZATIONAL, DIRECT SUPPORT
 AND GENERAL SUPPORT MAINTENANCE
 MANUAL INCLUDING REPAIR PARTS LIST
 FOR
 SEPARATOR, OIL AND WATER
 MODEL 303C
 (SHARPE MFG. CO.)
 (NSN 4940-00-242-4101)**

REPORTING OF ERRORS

You can help improve this manual. If you find any mistakes or if you know of a way to improve the procedures, please let us know. Mail your letter, DA Form 2028 (Recommended Changes to Publications and Blank Forms), or DA Form 2028-2, located in the back of this manual direct to: Commander, US Army Armament Materiel Readiness Command, ATTN: DRSAR-MAS, Rock Island, IL 61299. A reply will be furnished directly to you.

NOTE

This manual is published for the purpose of identifying an authorized commercial manual for the use of the personnel to whom this separator is issued.

Manufactured by: Sharpe Manufacturing Co.
 1224 Wall Street
 Los Angeles, CA 90015

Procured under Contract No. DAAA09-76-D-6002

This technical manual is an authentication of the manufacturers' commercial literature and does not conform with the format and content specified in AR 310-3, Military Publications. This technical manual does, however, contain available information that is essential to the operation and maintenance of the equipment.

INSTRUCTIONS FOR REQUISITIONING PARTS

NOT IDENTIFIED BY NSN

When requisitioning parts not identified by National Stock NUMBER, it is mandatory that the following information be furnished the supply officer.

- 1 - Manufacturer's Federal Supply Code Number -
- 2 - Manufacturer's Part Number exactly as listed Herein. Pages 2 and 3)
- 3 - Nomenclature exactly as listed herein, including dimensions, if necessary.
- 4 - Manufacturer's Model Number - 303C
- 5 - Manufacturer's Serial Number (End Item)
- 6 - Any other information such as type, Frame Number, and Electrical Characteristics, if applicable.
- 7 - If DD Form 1348 is used, fill in all blocks except 4, 5, 6, and Remarks field in accordance with AR 725-50.

Complete Form as Follows:

- (a) In blocks 4,5,6, list manufacturer's Federal Supply Code Number - followed by a colon and manufacturer's Part Number for the repair part.
- (b) Complete Remarks field as follows:
 - Noun: (nomenclature of repair part)
 - For: NSN: 4940-00-242-4101
 - Manufacturer: Sharpe Mfg. CO.

Model: 303C
 Serial: (of end item)

Any other pertinent information such as Frame Number, Type. Dimensions, etc.

MANUAL FOR MODEL 303C OIL & WATER SEPARATOR
MIL-S-12928E CLASS II

The Model 303C is made up of the 303 Air Filter and two 18C-3R Air Regulators as shown on Part Sheet (attached), which provides an exploded view of both.

The 303 air filter section of the 303C is where the compressed air is cleaned of contamination (dirt, rust, etc.) and moisture, which is generally a mixture of oil and water. In operation, the unit should be drained daily. This is accomplished at the drain cock (1-HC-320).

To insure maximum efficiency, the reusable filter element (1-303-19) should be inspected at least every three months. This is accomplished as follows:

1. Relieve the unit of air pressure.
2. Loosen the cap nuts (1-303-07), using 3/4" wrenches.
3. Remove the lower cap nut (1-303-07), bottom casting (1-303-02), and filter housing (1-303-03).

The filter element (1-303-19) is an edge type filter and all the contamination collects on the outside of the element. If it is excessive, remove the element and clean. This is accomplished as follows:

1. Unscrew the upper cap nut (1-303-07) from the center rod (1-303-04). This removes the main baffle and filter assembly.
2. Clean the filter element in solvent.
3. Install the main baffle and filter assembly by inserting the center rod (1-303-04) thru the upper casting (1-303-01) and screwing on the upper cap nut (1-303-07) hand-tight.
4. Install the filter housing (1-303-03), bottom casting (1-303-02), and lower cap nut (1-303-07).
5. Tighten upper and lower cap nuts (1-303-07) with wrench.
6. The unit is now ready for service.

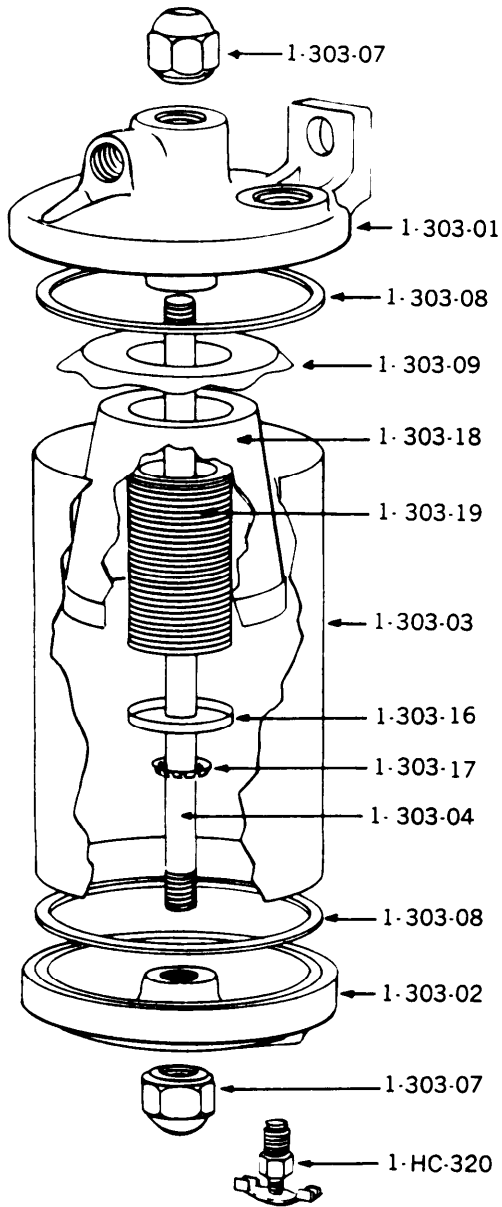
The 18C-3R is the air regulator section of the 303C, and it is here the regulation of air pressure is accomplished through the operation of the thumb screw (1-18-20). When the thumb screw is turned clockwise, the indicated pressure on the gage (GA-160) will increase. To decrease the pressure, simply turn the thumb screw counterclockwise.

To increase the life of the diaphragm (1-18-10), the thumb screw should be turned counterclockwise until the gage reads zero when the unit is not in operation for extended periods of time. It is good practice, for instance, if the unit is not being used at night, to have the day crew leave the unit set at zero.

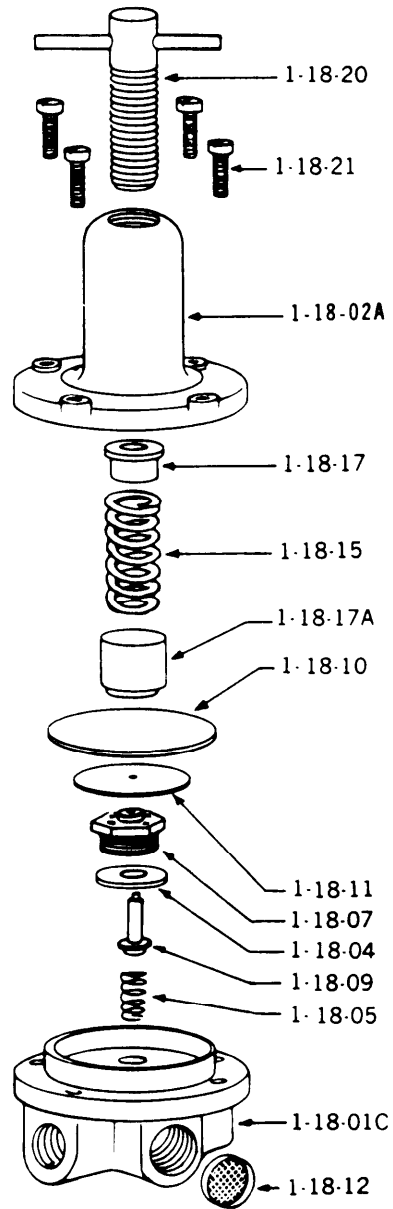
Troubleshooting of the 18C-3R is generally confined to two areas--the diaphragm (1-18-10) and the valve stem (1-18-09). If the gage (GA-160) is acting erratically, and air is coming out of the relief hole in the bonnet (1-18-02A), then the diaphragm is faulty. If the same condition exists and air is not coming out of the above-mentioned relief hole, then the trouble is in the valve stem. Generally, something is keeping it stuck open.

To check either part, the following procedure should be followed:

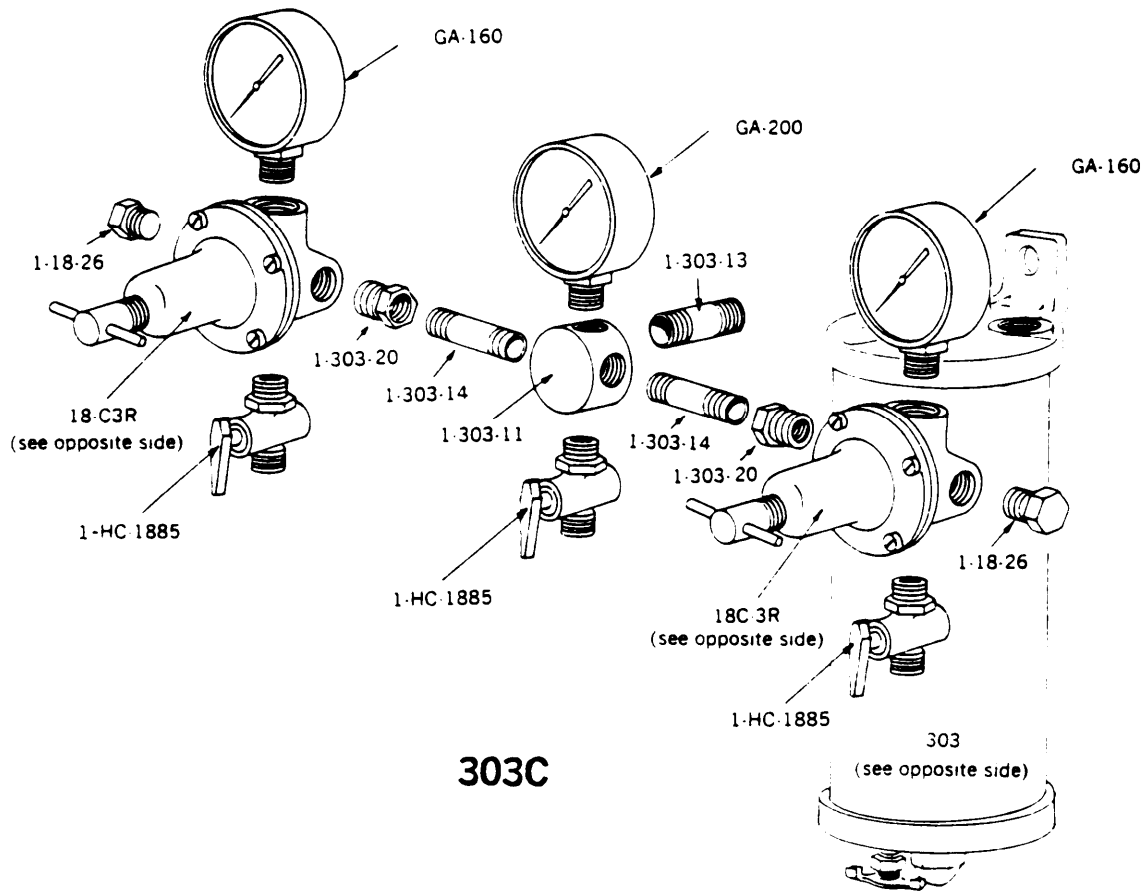
1. Remove all pressure from the unit.
2. Unscrew the machine screws (1-18-21), and the unit will disassemble as shown on Parts List



303 AIR FILTER



18-C3R



By Order of the Secretary of the Army:

E. C. MEYER
General, United States Army
Chief of Staff

Official:

J. C. PENNINGTON
Major General, United States Army
The Adjutant General

DISTRIBUTION:

RECOMMENDED CHANGES TO EQUIPMENT TECHNICAL PUBLICATIONS



SOMETHING WRONG WITH THIS PUBLICATION?

THEN... JOT DOWN THE DOPE ABOUT IT ON THIS FORM, CAREFULLY TEAR IT OUT, FOLD IT AND DROP IT IN THE MAIL!

FROM: (PRINT YOUR UNIT'S COMPLETE ADDRESS)

OPERATIONS SECTION
375th ASA Co.
FORT HOOD, TX 76544

DATE SENT

PUBLICATION NUMBER

TM 32-5895-215-ESC

PUBLICATION DATE

OCT 71

PUBLICATION TITLE

AN/MLQ-24

BE EXACT... PIN-POINT WHERE IT IS

PAGE NO	PARA-GRAPH	FIGURE NO	TABLE NO
6	2H		
6	2I		

IN THIS SPACE TELL WHAT IS WRONG AND WHAT SHOULD BE DONE ABOUT IT:

THE RATING FOR THIS STEP DOES NOT ACCOUNT FOR THE OPERATIONAL CONDITION OF THE COUNTER ON THE IP-81A.

RECOMMEND THIS STEP RATE THE SYSTEM RED WHEN THE COUNTER IS INOPERATIVE SINCE THE EQUIPMENT CANNOT ACCOMPLISH ITS PRIMARY MISSION.

CHANGE INSTRUCTIONS TO READ "REPEAT S...P H FOR REMAINING TUNERS OF SYSTEM."

SAMPLE

PRINTED NAME, GRADE OR TITLE, AND TELEPHONE NUMBER

BILL N. ERNEST SP/4

SIGN HERE:

Bill N. Ernest

TEAR ALONG PERFORATED LINE

RECOMMENDED CHANGES TO EQUIPMENT TECHNICAL PUBLICATIONS



THEN... JOT DOWN THE DOPE ABOUT IT ON THIS FORM, CAREFULLY TEAR IT OUT, FOLD IT AND DROP IT IN THE MAIL!

SOMETHING WRONG WITH THIS PUBLICATION?

FROM: (PRINT YOUR UNIT'S COMPLETE ADDRESS)

DATE SENT

PUBLICATION NUMBER

TM 9-4940-427-14&P

PUBLICATION DATE

31 Oct 80

PUBLICATION TITLE

Separator, Oil and Water

BE EXACT... PIN-POINT WHERE IT IS

PAGE NO.	PARA-GRAPH	FIGURE NO.	TABLE NO.

IN THIS SPACE TELL WHAT IS WRONG AND WHAT SHOULD BE DONE ABOUT IT:

TEAR ALONG PERFORATED LINE

PRINTED NAME, GRADE OR TITLE, AND TELEPHONE NUMBER

SIGN HERE:

DA FORM 2028-2
1 JUL 79

PREVIOUS EDITIONS ARE OBSOLETE.

P.S.-IF YOUR OUTFIT WANTS TO KNOW ABOUT YOUR RECOMMENDATION MAKE A CARBON COPY OF THIS AND GIVE IT TO YOUR HEADQUARTERS.

FILL IN YOUR
UNITS ADDRESS



DEPARTMENT OF THE ARMY

OFFICIAL BUSINESS



NO POSTAGE
NECESSARY
IF MAILED
IN THE
UNITED STATES

BUSINESS REPLY MAIL

FIRST CLASS

PERMIT NO. 82

ROCK ISLAND IL

POSTAGE WILL BE PAID BY ROCK ISLAND ARSENAL



Director
Armament and Chemical Acquisition
and Logistics Activity
ATTN: AMSTA-AC-NML
Rock Island, IL 61201-9948



TEAR ALONG PERFORATED LINE

The Metric System and Equivalents

Linear Measure

1 centimeter = 10 millimeters = .39 inch
 1 decimeter = 10 centimeters = 3.94 inches
 1 meter = 10 decimeters = 39.37 inches
 1 dekameter = 10 meters = 32.8 feet
 1 hectometer = 10 dekameters = 328.08 feet
 1 kilometer = 10 hectometers = 3,280.8 feet

Weights

1 centigram = 10 milligrams = .15 grain
 1 decigram = 10 centigrams = 1.54 grains
 1 gram = 10 decigrams = .035 ounce
 1 dekagram = 10 grams = .35 ounce
 1 hectogram = 10 dekagrams = 3.52 ounces
 1 kilogram = 10 hectograms = 2.2 pounds
 1 quintal = 100 kilograms = 220.46 pounds
 1 metric ton = 10 quintals = 1.1 short tons

Liquid Measure

1 centiliter = 10 milliliters = .34 fl. ounce
 1 deciliter = 10 centiliters = 3.38 fl. ounces
 1 liter = 10 deciliters = 33.81 fl. ounces
 1 dekaliter = 10 liters = 2.64 gallons
 1 hectoliter = 10 dekaliters = 26.42 gallons
 1 kiloliter = 10 hectoliters = 264.18 gallons

Square Measure

1 sq. centimeter = 100 sq. millimeters = .155 sq. inch
 1 sq. decimeter = 100 sq. centimeters = 15.5 sq. inches
 1 sq. meter (centare) = 100 sq. decimeters = 10.76 sq. feet
 1 sq. dekameter (are) = 100 sq. meters = 1,076.4 sq. feet
 1 sq. hectometer (hectare) = 100 sq. dekameters = 2.47 acres
 1 sq. kilometer = 100 sq. hectometers = .386 sq. mile

Cubic Measure

1 cu. centimeter = 1000 cu. millimeters = .06 cu. inch
 1 cu. decimeter = 1000 cu. centimeters = 61.02 cu. inches
 1 cu. meter = 1000 cu. decimeters = 35.31 cu. feet

Approximate Conversion Factors

To change	To	Multiply by	To change	To	Multiply by
inches	centimeters	2.540	ounce-inches	newton-meters	.007062
feet	meters	.305	centimeters	inches	.394
yards	meters	.914	meters	feet	3.280
miles	kilometers	1.609	meters	yards	1.094
square inches	square centimeters	6.451	kilometers	miles	.621
square feet	square meters	.093	square centimeters	square inches	.155
square yards	square meters	.836	square meters	square feet	10.764
square miles	square kilometers	2.590	square meters	square yards	1.196
acres	square hectometers	.405	square kilometers	square miles	.386
cubic feet	cubic meters	.028	square hectometers	acres	2.471
cubic yards	cubic meters	.765	cubic meters	cubic feet	35.315
fluid ounces	milliliters	29.573	cubic meters	cubic yards	1.308
pints	liters	.473	milliliters	fluid ounces	.034
quarts	liters	.946	liters	pints	2.113
gallons	liters	3.785	liters	quarts	1.057
ounces	grams	28.349	liters	gallons	.264
pounds	kilograms	.454	grams	ounces	.035
short tons	metric tons	.907	kilograms	pounds	2.205
pound-feet	newton-meters	1.356	metric tons	short tons	1.102
pound-inches	newton-meters	.11296			

Temperature (Exact)

°F	Fahrenheit	5/9 (after	Celsius	°C
	temperature	subtracting 32)	temperature	

PIN: 047498-000